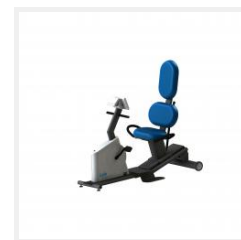


Corival Recumbent cpet

Easy positioning and entrance for all test subjects



Highlights

Reliable and reproducible stress tests

The experience of professionals who calibrate many ergometers showed that the Lode ergometers are the most reliable across the complete workload and rpm range and still within specifications even after many years of intensive use.

Maximum patient weight 300 kg

Patients of up to 300 kg body weight can be tested on this ergometer

Electric adjustable seat positioning

The seat of the ergometer can be adjusted electrically.

Adjustable back support with flat CPR position

The back support can be adjusted in order to guarantee the most comfort position for each individual test subject. In case of emergency, the back support can be adjusted to a flat CPR position in 1 action.

Suitable for all body postures

This ergometer is designed to offer comfort ergometry testing for test subject of all body postures.



Corival Recumbent cpet

Easy positioning and entrance for all test subjects



The latest design of the Corival Recumbent ergometer offers ergometry testing for test subjects up to 300 kg! Easy positioning and access is guaranteed by the electric adjustable seat and adjustable handgrips next to the seat. Moreover, the back support can be adjusted. For safety reasons, the back support can be positioned flat in CPR position in 1 step. This ergometer can be used for elderly and obese people and in rehabilitation settings.

The Corival Recumbent is a special product from our Corival range. The Corival is one of the most popular ergometers worldwide. The low start-up load of 7 Watt is unique. The Corival can be controlled easily by all known stress ECG and pulmonary devices in the world. The ergometer has an eddy current electro-magnetic braking mechanism. The biggest advantage of this system is the accuracy which is one of the most important Lode principles. With this ergometer, the stress tests performed are reliable and reproducible. The workload is adjustable in a range of 7 to 1000 watt. Moreover, the noise level is reduced to a minimum.

Features

**7
watt**

Extreme low start up load

The extreme low start-up load of 7 watts and the adjustability in small steps of 1 watt make this ergometer perfectly suitable for many different applications. The standard control unit shows multiple ergometry parameters and you can determine your specific default setting and start-up menu.



Easy step-through

The ergometer has a comfortable step-through: a must for people who are not so mobile!



Accurate over a long period of time

The Lode ergometers are supplied with an electro-magnetic braking mechanism of Lanooy (eddy current). The biggest advantage of this braking system compared to a friction braking system is the absolute accuracy and the accuracy over time. Moreover, friction braking systems have more wearing parts.

**1
watt**

Small adjustment steps

The workload of the Lode ergometers is adjustable in steps of only 1 watt. Depending on your wishes, the test operator or the test subject can adjust the workload. The steps of 1 watt are possible in the manual mode as well as within protocols.



Compatible with ECG and pulmonary devices

The Lode ergometers have digital interfaces and can be controlled easily by all known stress ECG and pulmonary devices available in the world. This is one of the reasons why the Lode ergometers are very popular worldwide.

Lode







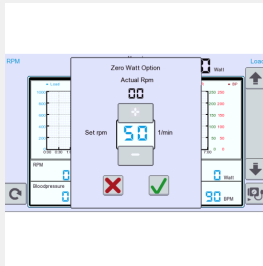




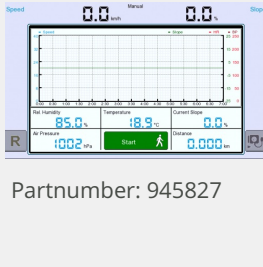



FOR LIFE | UNDERSTANDING
MOVEMENT & PERFORMANCE

Corival Recumbent cpet

Easy positioning and entrance for all test subjects



Corival Recumbent cpet can a.o be extended with the following options:

<p>Pedal shoes (pair)</p> <p>Extra stability during cycling</p>  <p>Partnumber: 917803</p>	<p>Pedal shoes pediatric (pair)</p> <p>Pedal shoes for children</p>  <p>Partnumber: 917833</p>	<p>Pedal shoes extra large (pair)</p> <p>For large feet sizes</p>  <p>Partnumber: 917834</p>	<p>Adjustable cranks (will be replaced by #960804 in February 2020)</p> <p>Will be replaced by #960804 in February</p>  <p>Partnumber: 928804</p>	<p>USB to Serial converter</p> <p>Easy connection</p>  <p>Partnumber: 226012</p>
<p>SpO2 for control unit with touch panel (extra long cable)</p> <p>Oxygen saturation</p>  <p>Partnumber: 945822</p>	<p>0-Watt start-up system</p> <p>Lowest possible startup power</p>  <p>Partnumber: 960805</p>	<p>RS232 cable</p> <p>Easy connection</p>  <p>Partnumber: 930911</p>	<p>Control Unit with 7" touch screen for ergometer</p> <p>Multifunctionality</p>  <p>Partnumber: 945834</p>	<p>Programmable Control Unit with 7" Touchscreen for Programmer</p>  <p>Partnumber: 945835</p>
<p>SpO2 for control unit with touch panel - ordered afterwards</p> <p>Ordered afterwards</p>  <p>Partnumber: P945822</p>	<p>Ambient sensor pack</p> <p>Check environmental conditions during test</p>  <p>Partnumber: 945827</p>	<p>Blood Pressure with ECG trigger for bicycle ergometer</p> <p>with ECG trigger</p>  <p>Partnumber: 945828</p>	<p>XXL Seat for Corival Recumbent</p> <p>Comfortable seating</p>  <p>Partnumber: 969801</p>	<p>Remote Control for ergometers</p> <p>Ease of use</p>  <p>Partnumber: 945832</p>

Corival Recumbent cpet

Easy positioning and entrance for all test subjects



Specifications

Workload

Torque range	1-70 Nm
Minimum load	7 W
Maximum peak load	1000 W
Minimum load increments	1 W
Maximum continuous load	750 W
Hyperbolic workload control	✓
Maximum rpm independent constant load	150 rpm
Minimum rpm independent constant load	30 rpm
Optional heart rate controlled workload	✓
Electromagnetic "eddy current" braking system	✓
Dynamic calibration	✓

Accuracy

Workload accuracy from 7 to 100 W	3 W
Workload accuracy from 100 to 500 W	3 %
Workload accuracy from 500 to 1000 W	5 %

Comfort

Seat width	512 mm	20.2 inch
Minimum leg length user (incl. adjustable pedals)	650 mm	25.6 inch
Allowed user weight	300 kg	661.4 lbs
Adjustability range seat	400 mm	15.7 inch

User Interface

English user interface	✓	
Norwegian user interface	✓	
Czech user interface	✓	
Danish user interface	✓	
Dutch user interface	✓	
Finnish user interface	✓	
French user interface	✓	
German user interface	✓	
Italian user interface	✓	
Japanese user interface	✓	
Korean user interface	✓	
Polish user interface	✓	
Portuguese user interface	✓	
Russian user interface	✓	
Spanish user interface	✓	
Turkish user interface	✓	
Ukrainian user interface	✓	
Readout Distance	✓	
Readout RPM	✓	
Readout Heartrate	✓	
Readout Time	✓	
Readout Power	✓	
Terminal operation mode	✓	
Screen size (diagonal)	8.9 cm	3.5 inch
Touchscreen	✓	

Connectivity

Lode 38K4 interface protocol	✓
Lode interface protocol	✓
Lode WLP interface protocol	✓
Ergoline P10 interface protocol	✓
Ergoline P4 interface protocol	✓
Schiller interface protocol	✓
Bosch EKG 506 DS interface protocol	✓
USB connector	✓
RS232 in connector	✓

Corival Recumbent cpet

Easy positioning and entrance for all test subjects



Dimensions

Screen resolution	320 x 240 pixels	
Product length (cm)	183 cm	72 inch
Product width (cm)	79 cm	31.1 inch
Product height	149 cm	58.7 inch
Product weight	107 kg	235.9 lbs

Power requirements

V AC	100 - 240 V	
Phases	1	
Frequency	50/60 Hz	
Power consumption	160 W	
Power cord length	250 cm	98.4 inch
Power cord IEC 60320 C13 with CEE 7/7 plug	✓	
Power cord NEMA	✗	

Standards & Safety

IEC 60601-1:2012	✓
ISO 13485:2016 compliant	✓
ISO 9001:2015 compliant	✓

Certification

CE class Im according to MDD93/42/EEC	✓
CE class of product with optional SpO2	Ila
CE class of product with optional BPM	Ila
CB according to IEC60601-1	✓

Order info

Partnumber: 969900

**Specifications are subject to change without notice.*