

Imaging



Capturing Exercise

Ergometry devices applying natural stress on heart and muscles during

Ergometry devices that allow for standardized and accurate load application to the heart, muscles and organs. In this way, deviations will be better visible during medical imaging. This can be valid for X-ray, MRI as well as echocardiography. Lode developed specific Ergometry devices for all these modalities, enabling faster diagnosis and non-pharmaceutical stress analysis.



Angio imaging - with stress support ultrasound

Exercise Table for Ultrasound, with electrical adjustable slope (transversal, 45°) for an optimal position of the heart in echo research. Due to a removable part of the back support, a better view of the heart from the back side is possible. The minimum distance to the floor, the adjustable shoulder and hip support together with the adjustability of the Angio imaging ergometer provide an optimal feeling of comfort during exercise for the test subject. The research can be done in a sitting position next to the test subject. The stress support for Ultrasound can be used for other cardiologic exercise research in laying or sitting position as well.



The Angio imaging is an ergometer that can be used for both arm and supine ergometry. Its compact design makes it universally applicable for ergometric studies in those sectors in which standard ergometry cannot be used. The Angio operates independent of pedaling speed in the range of 7 - 1000 watt. The Angio imaging is standard supplied with a communication module

and can therefore be easily controlled by all known stress ECG and pulmonary devices in the world. The workload, rpm and time can be readout from the 7" colour display. The ergometer is



world. The workload, rpm and time can be readout from the 7" colour display. The ergometer is equipped with pedal shoes.




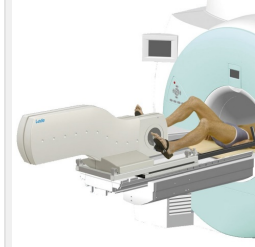



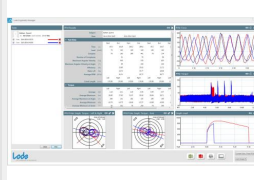
For a 115V setting, please use part number 967941 when ordering.

Imaging

Capturing Exercise



Lode Imaging product range consists of the following products:

<p>Angio imaging - with stress support ultrasound Modern ergometry setting for Echo Stress Cardiology</p>  <p>Angio imaging - with stress support ultrasound</p>	<p>Angio imaging - with stress support radiology Modern ergometry setting for radiology</p>  <p>Angio imaging - with stress support radiology</p>	<p>Angio imaging - with Fixation Set for Instrument Rail Modern ergometer with multifunctional applications</p>  <p>Multipurpose ergometer</p>	<p>MR Ergometer Pedal Medication free, load adjusted patient activation during MR scans</p>  <p>Ergometer for use with Magnetic Resonance Imaging</p>	<p>MR Ergometer Up/Down Allows for use in MR with Up/Down movement</p>  <p>MR Ergometer Up/Down</p>
<p>MR Ergometer Push/Pull Unique imaging possibilities with patient in stress</p>  <p>Ergometer Push/Pull for use with MR</p>	<p>MR Ergometer Dorsal Ankle Flexion Show the calf while being activated in an MR Scanner</p>  <p>MR Ergometer for spectroscopy of the calf</p>	<p>Lode Ergometry Manager - LEM 10 Versatile data and ergometer management</p>  <p>Lode Ergometry Manager</p>		

About Lode

Ever since Freerk Lode manufactured the first electro-magnetic cycle ergometer in 1952, accuracy, reliability and durability have been fundamental for further developments. Having started years ago in the small market of cardiology and pulmonary function, Lode BV has become a specialist in the complete spectrum of medical ergometry. Lode is world renowned as a manufacturer of high quality ergometers and the Lode brand stands for accuracy, durability and ergonomic design. The Lode product range varies from bicycle ergometers and treadmills to recumbent, arm and supine ergometers and ergometry software. Long-term experience in manufacturing medical equipment and continuous development to meet the changing requirements of the market, make Lode a flexible and reliable partner. Together we can transform your specific ideas and wishes into custom-made products. Before leaving the factory all Lode ergometers are dynamically calibrated and, of course, all units are produced under the strictest quality control conditions. Lode is ISO 9001:2008, ISO 13485:2003 and FDA certified and fulfils the EU Medical Device Directive MDD 93/42/EEC. Over years of use, service costs are almost negligible.

